
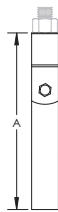
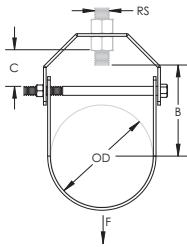


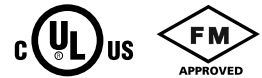
401 Clevis Hanger



- Recommended for the suspension of stationary non-insulated pipe lines
- Also commonly used for the suspension of insulated pipe lines
- Flared edges help prevent sharp surfaces from coming into contact with the pipe (1/2" to 2" pipe sizes)
- Clevis bottom pivots to allow pipe to be fed from either direction
- Conforms with U.S. Federal Specification WW-H-171 (Type 1), Manufacturers Standardization Society (MSS) SP-58 (Type 1)



Material: Steel



Part Number	Pipe Size	Outer Diameter OD	Rod Size RS	A	B	C	Static Load F	Certifications
Finish: Electrogalvanized, Pregalvanized								
4010050EG	1/2"	0.840"	3/8"	2 5/16"	1 1/8"	3/8"	600 lb	cULus
4010075EG	3/4"	1.050"	3/8"	2 1/2"	1 1/4"	3/8"	600 lb	cULus, FM
4010100EG	1"	1.315"	3/8"	2 13/16"	1 3/8"	3/8"	600 lb	cULus, FM
4010125EG	1 1/4"	1.660"	3/8"	3 1/8"	1 9/16"	3/8"	600 lb	cULus, FM
4010150EG	1 1/2"	1.900"	3/8"	3 11/16"	2 1/16"	11/16"	600 lb	cULus, FM
4010200EG	2"	2.375"	3/8"	4 5/16"	2 1/2"	7/8"	600 lb	cULus, FM
4010250EG	2 1/2"	2.875"	1/2"	5 5/16"	3 1/16"	1"	1,130 lb	cULus, FM
4010300EG	3"	3.500"	1/2"	6 1/16"	3 1/2"	1 1/8"	1,130 lb	cULus, FM
4010350EG	3 1/2"	4.000"	1/2"	6 13/16"	4"	1 5/16"	1,130 lb	cULus, FM
4010400EG	4"	4.500"	5/8"	7 7/16"	4 3/8"	1 3/8"	1,130 lb	cULus, FM
4010500EG	5"	5.563"	5/8"	9 1/16"	5 1/8"	1 5/8"	1,430 lb	cULus, FM
4010600EG	6"	6.625"	3/4"	10 9/16"	6"	1 7/8"	1,940 lb	cULus, FM
4010800EG	8"	8.625"	3/4"	14"	8"	3 1/8"	2,000 lb	cULus, FM
4011000EG	10"	10.750"	7/8"	16 1/2"	9"	2 9/16"	3,600 lb	-
4011200EG	12"	12.750"	7/8"	18 5/8"	10 3/16"	3 1/16"	3,800 lb	-
4011400EG	14"	14.000"	1"	21 3/4"	12 1/8"	4 3/8"	4,200 lb	-
4011600EG	16"	16.000"	1"	24"	13 1/2"	4 5/8"	4,600 lb	-
4011800EG	18"	18.000"	1 1/8"	26 3/4"	15"	5 1/8"	4,800 lb	-
4012000EG	20"	20.000"	1 1/4"	30"	17"	6"	4,800 lb	-
4012400EG	24"	24.000"	1 1/4"	34 1/8"	18 5/8"	5 11/16"	4,800 lb	-



Part Number	Pipe Size	Outer Diameter OD	Rod Size RS	A	B	C	Static Load F	Certifications
Finish: Hot-Dip Galvanized								
4010050HD	1/2"	0.840"	3/8"	2 1/8"	15/16"	1/4"	600 lb	cULus
4010075HD	3/4"	1.050"	3/8"	2 3/8"	1 1/16"	3/8"	600 lb	cULus, FM
4010100HD	1"	1.315"	3/8"	2 13/16"	1 3/8"	9/16"	600 lb	cULus, FM
4010125HD	1 1/4"	1.660"	3/8"	3 5/16"	1 3/4"	11/16"	600 lb	cULus, FM
4010150HD	1 1/2"	1.900"	3/8"	4"	2 1/4"	1 1/16"	600 lb	cULus, FM
4010200HD	2"	2.375"	3/8"	4 1/2"	2 9/16"	1 1/8"	600 lb	cULus, FM
4010250HD	2 1/2"	2.875"	1/2"	5 1/4"	2 13/16"	1 1/16"	1,130 lb	cULus, FM
4010300HD	3"	3.500"	1/2"	6"	3 1/4"	7/8"	1,130 lb	cULus, FM
4010400HD	4"	4.500"	5/8"	7 3/4"	4 1/4"	1 3/4"	1,130 lb	cULus, FM
4010500HD	5"	5.563"	5/8"	9 3/4"	5 11/16"	2 3/16"	1,430 lb	cULus, FM
4010600HD	6"	6.625"	3/4"	11 3/4"	6 7/8"	2 11/16"	1,940 lb	cULus, FM
4010800HD	8"	8.625"	3/4"	14"	8 1/8"	3 1/8"	2,000 lb	cULus, FM
4011000HD	10"	10.750"	7/8"	16 1/2"	9 1/16"	2 9/16"	3,600 lb	-
4011200HD	12"	12.750"	7/8"	18 5/8"	10 3/16"	3 1/16"	3,800 lb	-

A shield is recommended for insulated pipe applications to effectively distribute the load.

FM is a registered certification mark of FM Approvals LLC, LTD. UL, UR, cUL, cUR, cULus and cURus are registered certification marks of UL LLC.

WARNING

Pentair products shall be installed and used only as indicated in Pentair's product instruction sheets and training materials. Instruction sheets are available at erico.pentair.com and from your Pentair customer service representative. Improper installation, misuse, misapplication or other failure to completely follow Pentair's instructions and warnings may cause product malfunction, property damage, serious bodily injury and death and/or void your warranty.

© 2017 Pentair All rights reserved

Pentair, CADDY, CADWELD, CRITEC, ERICO, ERIFLEX, ERITECH and LENTON are owned by Pentair or its global affiliates.

All other trademarks are the property of their respective owners. Pentair reserves the right to change specifications without prior notice.

