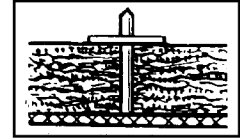
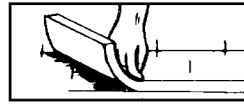


## SPOTTER PIN (PN)

The spotter pin is welded to the sheet metal and the insulation is impaled over the nail. It is held in place with the addition of a galvanized steel washer.



After the pins are welded to the duct, (1 pin per sq. ft.), press the insulation onto the pins. Pins used should be 1/4" longer than the insulation thickness. Push clip over pin to hold insulation firmly in place.

## PN SPOTTER PINS




**PN**

PN Spotter pins are manufactured with 14 gauge galvanized steel and are designed for use with LF Handheld Pinspotters. They can also be used with MF and PBF Portable Pinspotters with a TP-2 Tip.

Item#	Bulk#	Code/Bulk Code	Duct Liner Size	Quantity
26001	26005	PN34/PNB34	1/2in	1 TH/ <b>15 TH</b>
26002	26006	PN114/PNB114	1in	1 TH/ <b>15 TH</b>
26003	26007	PN200/PNB200	2in	1 TH/ <b>15 TH</b>
26004	26008	PN250/PNB250	3in	1 TH/ <b>15 TH</b>

## PC SPOTTER CLIPS



**PC**

PC Spotter Clips are manufactured of 30 gauge galvanized steel and are used for securing insulation with PN spotter pins.

Item#	Bulk#	Code/Bulk Code	Quantity
26017	26019	PC1/ <b>PCB1</b>	1 TH/ <b>15 TH</b>