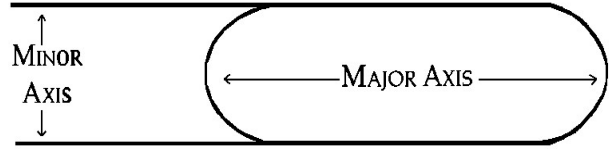


OVALIZER CHAMP 36/10

SET UP LIST - INCH SIZE

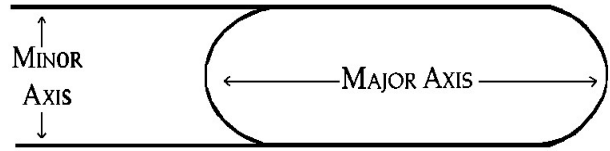
TUBING	MINOR AXIS															
	6	8	10	12	14	16	18	20	22	24	26	28	30	32	34	36
13	17.2	-	-	-	-	-	-	-	-	-	MAJOR AXIS					
	0										NUMBER OF SPACES					
												DIAL SETTINGS				
14	18.8	17.7	-	-	-	-	-	-	-	-	-	-	-	-	-	-
	1/2	0														
15	20.4	19.3	18.2	-	-	-	-	-	-	-	-	-	-	-	-	-
	1	1/2	0													
16	22	20.9	19.8	18.6	-	-	-	-	-	-	-	-	-	-	-	-
	1 1/2	1	1/2	0												
17	23.5	22.5	21.3	20.2	-	-	-	-	-	-	-	-	-	-	-	-
	2	1 1/2	1	1/2												
18	25.1	24.1	22.9	21.8	20.6	-	-	-	-	-	-	-	-	-	-	-
	2 1/2	2	1 1/2	1	0											
19	26.7	25.6	24.5	23.4	22.2	21.1	-	-	-	-	-	-	-	-	-	-
	3	2 1/2	2	1 1/2	1/2	0										
20	28.3	27.2	26.1	24.9	23.8	22.7	-	-	-	-	-	-	-	-	-	-
	3 1/2	3	2 1/2	2	1	1/2										
22	31.5	30.4	29.3	28.1	27	25.8	24.7	-	-	-	-	-	-	-	-	-
	4 1/2	4	3 1/2	3	2	1 1/2	1/2									



OVALIZER CHAMP 36/10

SET UP LIST - INCH SIZE

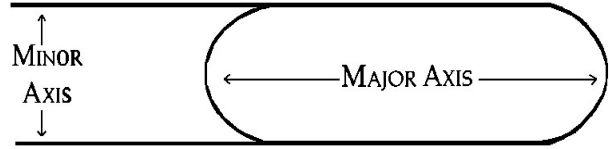
TUBING	MINOR AXIS															
	6	8	10	12	14	16	18	20	22	24	26	28	30	32	34	36
24	34.6	33.6	32.4	31.3	30.1	29	27.9	26.7	-	-	-	-	-	-	-	-
	5 1/2	5	4 1/2	4	3	2 1/2	1 1/2	1/2								
26	37.8	36.7	35.6	34.4	33.3	32.2	31	29.9	28.7	-	-	-	-	-	-	-
	6 1/2	6	5 1/2	5	4	3 1/2	2 1/2	1 1/2	1/2							
28	40.9	39.9	38.7	37.6	36.5	35.3	34.2	33	31.9	30.7	-	-	-	-	-	-
	7 1/2	7	6 1/2	6	5	4 1/2	3 1/2	2 1/2	1 1/2	1/2						
30	44.1	43	41.9	40.8	39.6	38.5	37.3	36.2	35.1	33.9	32.8	-	-	-	-	-
	8 1/2	8	7 1/2	7	6	5 1/2	4 1/2	3 1/2	2 1/2	1 1/2	1/2					
32	47.3	46.2	45.1	43.9	42.8	41.6	40.5	39.4	38.2	37.1	35.9	34.8	-	-	-	-
	9 1/2	9	8 1/2	8	7	6 1/2	5 1/2	4 1/2	3 1/2	2 1/2	1 1/2	1/2				
34	50.4	49.4	48.2	47.1	46	44.8	43.7	42.5	41.4	40.2	39.1	38	36.8	-	-	-
	10 1/2	10	9 1/2	9	8	7 1/2	6 1/2	5 1/2	4 1/2	3 1/2	2 1/2	1 1/2	1/2			
36	53.6	52.5	51.4	50.3	49.1	48	46.8	45.7	44.5	43.4	42.3	41.1	40	38.8	-	-
	11 1/2	11	10 1/2	10	9	8 1/2	7 1/2	6 1/2	5 1/2	4 1/2	3 1/2	2 1/2	1 1/2	1/2		
38	56.8	55.7	54.6	53.4	52.3	51.1	50	48.5	47.7	46.6	45.4	44.3	43.1	42	40.9	-
	12 1/2	12	11 1/2	11	10	9 1/2	8 1/2	7 1/2	6 1/2	5 1/2	4 1/2	3 1/2	2 1/2	1 1/2	1/2	
40	59.9	58.9	57.7	56.6	55.4	54.3	53.2	52	50.9	49.7	48.6	47.4	46.3	45.2	44.1	42.9
	13 1/2	13	12 1/2	12	11	10 1/2	9 1/2	8 1/2	7 1/2	6 1/2	5 1/2	4 1/2	3 1/2	2 1/2	1 1/2	1/2



OVALIZER CHAMP 36/10

SET UP LIST - INCH SIZE

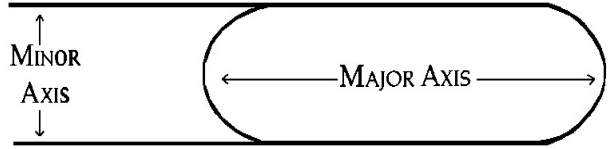
TUBING	MINOR AXIS															
	6	8	10	12	14	16	18	20	22	24	26	28	30	32	34	36
42	63.1	62	60.9	59.7	58.6	57.5	56.3	55.2	54	52.9	51.8	50.6	49.5	48.3	47.3	46.1
	14 1/2	14	13 1/2	13	12	11 1/2	10 1/2	9 1/2	8 1/2	7 1/2	6 1/2	5 1/2	4 1/2	3 1/2	2 1/2	1 1/2
44	66.3	65.2	64.1	62.9	61.8	60.6	59.5	58.3	57.2	56.1	54.9	53.8	52.6	51.5	50.4	49.3
	15 1/2	15	14 1/2	14	13	12 1/2	11 1/2	10 1/2	9 1/2	8 1/2	7 1/2	6 1/2	5 1/2	4 1/2	3 1/2	2 1/2
46	69.4	68.3	67.2	66.1	64.9	63.8	62.7	61.5	60.4	59.2	58.1	56.9	55.8	54.7	53.6	52.4
	16 1/2	16	15 1/2	15	14	13 1/2	12 1/2	11 1/2	10 1/2	9 1/2	8 1/2	7 1/2	6 1/2	5 1/2	4 1/2	3 1/2
48	72.6	71.5	70.4	69.2	68.1	67	65.8	64.7	63.5	62.4	61.2	60.1	59	57.8	56.8	55.6
	17 1/2	17	16 1/2	16	15	14 1/2	13 1/2	12 1/2	11 1/2	10 1/2	9 1/2	8 1/2	7 1/2	6 1/2	5 1/2	4 1/2
50	75.7	74.7	73.5	72.4	71.3	70.1	69	67.8	66.7	65.6	64.4	63.3	62.1	61	59.9	58.8
	18 1/2	18	17 1/2	17	16	15 1/2	14 1/2	13 1/2	12 1/2	11 1/2	10 1/2	9 1/2	8 1/2	7 1/2	6 1/2	5 1/2
52	78.9	77.8	76.7	75.6	74.4	73.3	72.1	70.9	69.9	68.7	67.6	66.4	65.3	64.1	63.1	61.9
	19 1/2	19	18 1/2	18	17	16 1/2	15 1/2	14 1/2	13 1/2	12 1/2	11 1/2	10 1/2	9 1/2	8 1/2	7 1/2	6 1/2
54	82.1	81	79.9	78.7	77.6	76.5	75.3	74.2	73	71.9	70.7	69.6	68.5	67.3	66.2	65.1
	20 1/2	20	19 1/2	19	18	17 1/2	16 1/2	15 1/2	14 1/2	13 1/2	12 1/2	11 1/2	10 1/2	9 1/2	8 1/2	7 1/2
56	85.2	84.2	83	81.9	80.7	79.6	78.5	77.3	76.2	75	73.9	72.8	71.6	70.5	69.4	68.3
	21 1/2	21	20 1/2	20	19	18 1/2	17 1/2	16 1/2	15 1/2	14 1/2	13 1/2	12 1/2	11 1/2	10 1/2	9 1/2	8 1/2
58	-	-	86.2	85.1	83.9	82.8	81.6	80.5	79.3	78.2	77.1	75.9	74.8	73.6	72.6	71.4
			21 1/2	21	20	19 1/2	18 1/2	17 1/2	16 1/2	15 1/2	14 1/2	13 1/2	12 1/2	11 1/2	10 1/2	9 1/2



OVALIZER CHAMP 36/10

SET UP LIST - INCH SIZE

TUBING	MINOR AXIS															
	6	8	10	12	14	16	18	20	22	24	26	28	30	32	34	36
60	-	-	-	-	87.1	85.9	84.8	83.7	82.5	81.4	80.2	79.1	77.9	76.8	75.7	74.6
					21	20 1/2	19 1/2	18 1/2	17 1/2	16 1/2	15 1/2	14 1/2	13 1/2	12 1/2	11 1/2	10 1/2
62	-	-	-	-	-	89.1	88	86.8	85.7	84.5	83.4	82.3	81.1	80	78.9	77.8
						21 1/2	20 1/2	19 1/2	18 1/2	17 1/2	16 1/2	15 1/2	14 1/2	13 1/2	12 1/2	11 1/2
64	-	-	-	-	-	-	91.1	90	88.8	87.7	86.6	85.4	84.3	83.1	82.1	80.9
							21 1/2	20 1/2	19 1/2	18 1/2	17 1/2	16 1/2	15 1/2	14 1/2	13 1/2	12 1/2
66	-	-	-	-	-	-	-	93.1	92	90.9	89.7	88.6	87.4	86.3	85.2	84.1
								21 1/2	20 1/2	19 1/2	18 1/2	17 1/2	16 1/2	15 1/2	14 1/2	13 1/2
68	-	-	-	-	-	-	-	-	95.2	94	92.9	91.7	90.6	89.5	88.4	87.2
									21 1/2	20 1/2	19 1/2	18 1/2	17 1/2	16 1/2	15 1/2	14 1/2
70	-	-	-	-	-	-	-	-	-	97.2	96	94.9	93.8	92.6	91.5	90.4
										21 1/2	20 1/2	19 1/2	18 1/2	17 1/2	16 1/2	15 1/2
72	-	-	-	-	-	-	-	-	-	-	99.2	98.1	96.9	95.8	94.7	93.6
											21 1/2	20 1/2	19 1/2	18 1/2	17 1/2	16 1/2
74	-	-	-	-	-	-	-	-	-	-	-	101.2	100.1	98.9	97.9	96.7
												21 1/2	20 1/2	19 1/2	18 1/2	17 1/2
76	-	-	-	-	-	-	-	-	-	-	-	-	103.3	102.1	101	99.9
													21 1/2	20 1/2	19 1/2	18 1/2



OVALIZER CHAMP 36/10

SET UP LIST - INCH SIZE

TUBING	MINOR AXIS															
	6	8	10	12	14	16	18	20	22	24	26	28	30	32	34	36
78	-	-	-	-	-	-	-	-	-	-	-	-	-	105.3	104.2	103.1
														21 1/2	20 1/2	19 1/2
80	-	-	-	-	-	-	-	-	-	-	-	-	-	-	107.4	106.2
															21 1/2	20 1/2