

# SPOTWELDERS

25KVA | 35KVA | 50KVA

AIR & FOOT OPERATED

## FEATURES

- 30" arms
- Easy to use S2 & PX1700 controls with SCR
- Upper arm uses 1" OD tip holders (can be positioned at 90° or 45°)
- Use standard #1 and #2 Morse Taper spotwelder tips (RWMA #4 or #5\*\*)
- Fully water-cooled transformer, arms & tip holders
- Safety thermostats
- Electrics: Dual voltage transformer 220V or 440V 1 Ph 60Hz (Choose when placing order)
- Shipping dimensions (L x W x H): 52" x 26" x 60"
- Shipping weight: 427 lbs






**MODEL PBP | AIR OPERATED**

**MODEL PB | FOOT OPERATED**

## TIP HOLDER CONFIGURATIONS:

- 1** 12" upper tip holder and custom machined lower arm with threaded adapter, mounted both at 90 degrees. Includes #4MT 46030 2' straight tips. Allows for welding small tube diameters of 3½" and larger.
- 2** 12" upper tip holder mounted at 45 degrees and custom machined lower arm with threaded adapter mounted at 90 degrees. Includes #4MT, 2" straight and 3" 22.5 degrees angled tips. Allows for welding small tube diameters of 3½" and larger.
- 3** 12" upper tip holder mounted at 45 degrees and custom machined lower arm with threaded adapter mounted at 45 degrees. Includes #4MT, 3", 22.5 degrees angled tips. Allows for welding small tube diameters of 4½" and larger and works great for getting into tight corners.



## CONTROLS

### S2 ANALOG CONTROL



- The S2 is a single stage analogue control for fully synchronous welding and is supplied with a 90 amp SCR.
- Simple 2 knob unit controls weld time & weld power.
- Allows for precise weld control adjustments for perfect welds and increased tip life.
- Available for 25KVA Foot & Air Operated welders only.

### PX1700 PLUS CONTROL



- Digital touch pad controls: squeeze time, power ramp, weld time, weld power, pulse welding and auto repeat.
- Allows for precise weld control adjustment for perfect welds and increased tip life.
- Option for 2nd foot pedal available.
- Available for 25KVA, 35KVA and 50KVA Air Operated welders.

### ADJUSTABLE WATER PUMP TIMER PANEL



Every EMPRO Spotwelder comes with an Adjustable Timer that automatically shuts off power to the pump when using either our optional Water Cooler PT# 46060, optional Water Electric Valve PT# 46061 or your own submersible pump in a barrel. Our timer is adjustable from 1 to 30 minutes.

Plug the panel in a 110V receptacle and plug the pump into the panel and your all set.

***You will never have to remember if you turned the pump or water off again!***

**INCREASE PRODUCTION, QUALITY & YOUR PROFIT!**

## OPTIONS



### OPTIONAL WATER VALVE

#### SPECIFICATIONS

- 110 Volt
- 0-145 PSI operating range
- 36 GPM flow rate
- Fast acting
- ½" NPT female port size

#### FEATURES

If you are not using our external EmPro Water Cooler or your own submersible pump, we offer our optional electric water valve. With our Electric Water Valve installed you can hook up to an external water supply like city or well water. Our water valve works with our integrated timer circuit and shuts off the flow after the set time has expired.



### OPTIONAL WATER COOLER

#### SPECIFICATIONS

- 1.8 gpm at 50 psi adjustable to 80 psi
- 3 gallon reservoir
- Rebuildable pump (repair kit product No. P3001)
- 115V or 230V, 1 ph, 5.6 / 2.8 amp:60 Hz
- Dimensions: 18"Lx 14"Wx 9"H
- Weight: 37 lbs

#### FEATURES

- Plastic water tank eliminates coolant contamination due to electrolysis or chemical reactions.
- All units are plumbed with copper tubing and reinforced hose.

- New extended life pump features a direct drive power system reducing maintenance and vibration.
- No external plumbing is required because of closed loop water system.
- Self priming and easy change pump.
- Strong rigid construction designed to support power unit.
- Complete with required hoses and fittings for quick & easy setup.



- Atlanta West
- Atlanta North
- Birmingham
- Greenville
- Jackson
- Little Rock
- Memphis
- Miami
- Mobile
- Nashville
- New Orleans
- Orlando

684 Antone St. NW, Ste 100  
Atlanta GA, 30318  
Tel: (404) 688-4511  
Fax: (404) 522-7439

[sales@conklinmetal.com](mailto:sales@conklinmetal.com)